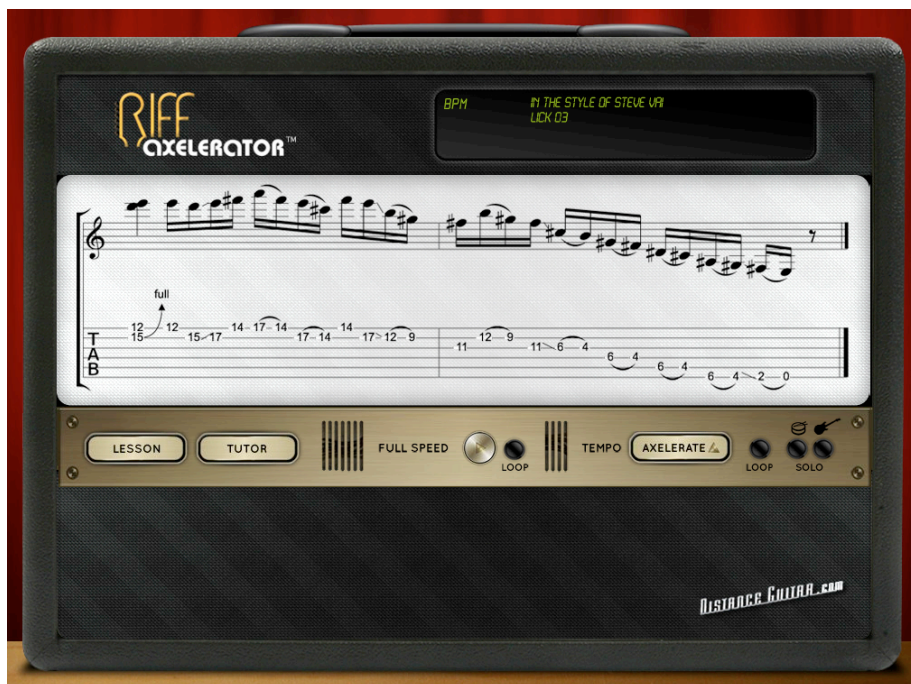


Getting started with

RIFF ACCELERATOR



HEAR IT!


Click on the 'play' button to hear the lick at full tempo



Click it again to stop

PLAY IT!

Go to the 'Axelerate' button and choose your starting point.

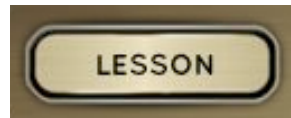


Riff Axelerator will increase by 1 BPM while you simply play along!

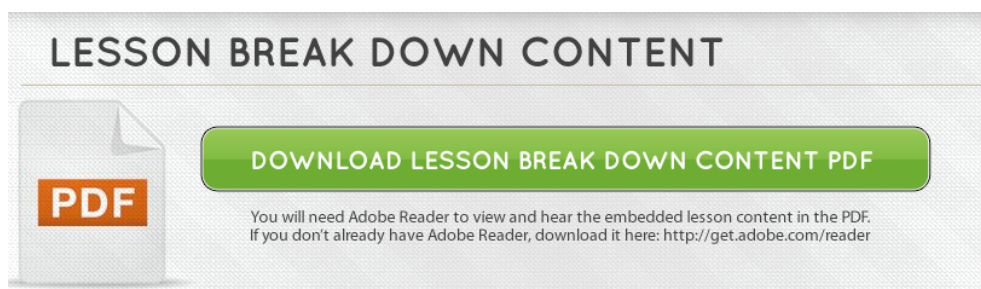
Too fast or too slow? You can change the starting tempo at any time.

LEARN IT!

Open the lesson break down so that you can learn the lick/riff in small chunks.



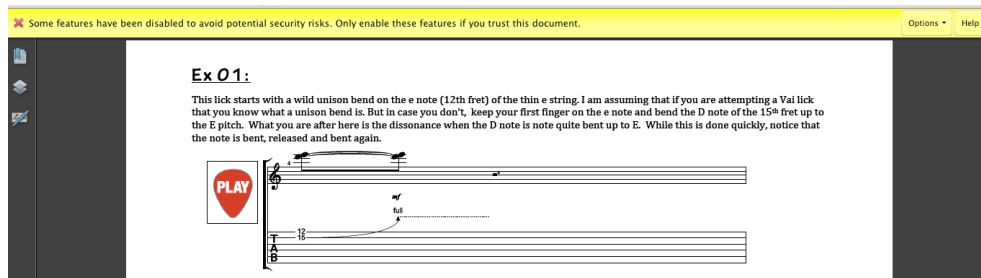
Click on the green button to open the lesson PDF.



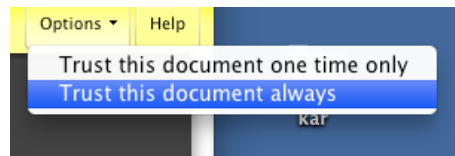
You can go to the next page by clicking in the down arrow at the top of the screen



You may have to accept a 'trust document' message on the first time of opening.




Trust this document always



The lesson breaks the lick down into manageable chunks and pieces them back together again.

There are performance tips and ideas for making your own licks and riffs.

LOOP IT!



The loop feature lets you stay on a steady tempo before you try 'axelerating'.

SOLO IT!



You can play along to 'just the drums' or 'just the guitar'.

Enjoy practicing!